



Grand Haven

OPC PRESBYTERY OF MICHIGAN & ONTARIO | CHURCH EXTENSION COMMITTEE

Grand Haven is a Michigan city on the western side of Michigan, known for its sandy beaches, its shop- and restaurant-lined boardwalk, and its south pier extending out from the harbor and the Grand Haven State Park beach to the iconic 1839 Grand Haven Lighthouse.

It was founded by French colonial settlers who established a fur trading outpost in the area. By the mid-to-late 19th century, Grand Haven had evolved into a logging, lumber

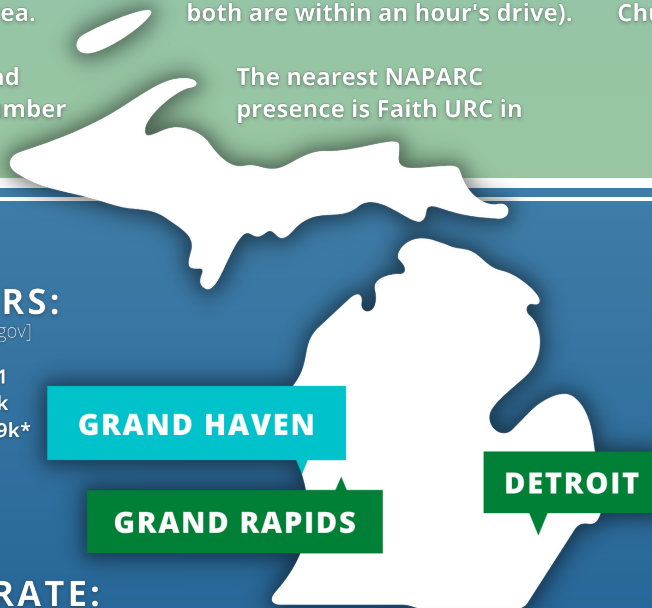
mill, and shipping town — as many other Michigan lakeshore towns were at the time (including other modern-day tourist towns, such as Saugatuck and Mears).

Today, Grand Haven is a stable community that benefits from a tourist boon in the summer months. It benefits from its proximity to Holland to the south and Grand Rapids to the east (both are within an hour's drive).

West Olive (20 minutes from central Grand Haven) and Eastmanville URC in Eastmanville (25 minutes from central Grand Haven).

The nearest OPC churches are: New Life Fellowship in Holland (25 minutes), Little Farms Chapel in Coopersville (27 minutes), Grace Fellowship OPC in Zeeland (30 minutes), and Cedar Presbyterian Church in Jenison (37 minutes).

The nearest NAPARC presence is Faith URC in



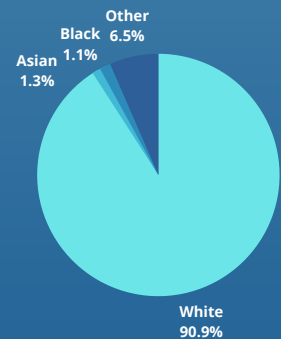
BY THE NUMBERS:

[2019 Estimates: factfinder.census.gov]

Population: 11,011
 Median Family Income: \$58.3k
 Median Home Value: \$309.9k*
 Poverty Rate: 8.2%

*As of February 2022, according to Realtor.com

RACE:

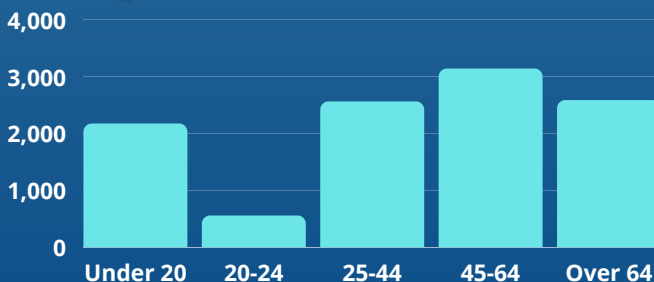


EMPLOYMENT RATE:

57.2%

POPULATION:

Median Age: 47



EDUCATION:

(18-24 years old)



No High School Diploma: 17.4%
 High School Graduate: 26.1%
 Some College or Associate's: 47.3%
 Bachelor's or Higher: 9.2%





SOUTH PIERHEAD INNER LIGHTHOUSE



ROSY MOUND NATURAL AREA



GRAND HAVEN MUSICAL FOUNTAIN

CANDIDATE STRENGTHS:

- Has a deep awareness of his sin and ongoing need for Christ, and delights in the gospel personally and feels called to share that good news with believers and unbelievers
- Intentional in evangelism and connects with unbelievers
- Effective communicator — able to communicate the gospel to a secular community
- Has a heart for reaching Grand Haven with the gospel
- Comfortable interacting with people who are struggling with addiction, poverty, depression, and/or grief

SUPPORT NETWORK:

- The OPC Presbytery of Michigan & Ontario committed to and mobilized for church planting
- The Presbytery's Church Extension (CHEX) Committee providing structure and vision to support church planters who feel called to Michigan and Ontario
- CHEX's office staff, including their Administrative Assistant Liz Schumaker, supplying various administrative, outreach, and design needs

VISION:

- The kingdom of God expanding in Grand Haven
- A Reformed, vibrant, and disciple making church
- A church plant that teaches people how to integrate their faith and work
- A gospel saturated, missional church plant in Grand Haven that joins hands with a network committed to planting more churches

LOCAL HIGHLIGHTS:

- Grand Haven Lighthouse
- Grand Haven Musical Fountain
- Grand Haven Boardwalk
- Grand Haven Area Beaches
- Harbor Trolley
- Rosy Mound Natural Area
- Miles of Biking Trails
- Charter Fishing
- Winterfest, Annual Kite Festival, Coast Guard Festival, Salmon Festival
- Downtown Grand Haven

CONTACT INFO:

Rev. Steve Igo - CHEX Committee Chairman
steveigo@cedarchurch.net | (616) 308-4799

Liz Schumaker - CHEX Administrative Assistant
elisabethschumaker@cedarchurch.org

opcchurchplanting.org | facebook.com/CHEXCommittee

GRAND HAVEN SCHOOL DISTRICT REPORT CARD

CENTRAL HIGH SCHOOL | 2020-2021

PERFORMANCE: 17% (MI Average = 42%)*

Percent of students proficient in all subjects on state tests.

ADVANCED COURSEWORK: 7% (MI Average = 47%)*

Percent of students in grades 11 and 12 enrolling and passing in advanced coursework.

GRADUATION: 45% (MI Average = 80%)

Percent of students graduating from high school in four years.

ON-TRACK ATTENDANCE: 11% (MI Average = 80%)

Percent of students who have on-track attendance.

POSTSECONDARY ENROLLMENT: 14% (MI Average = 65%)

Percent of students who enrolled in college after high school.

*DATA FROM 2018-2019

