

# BATTLE CREEK

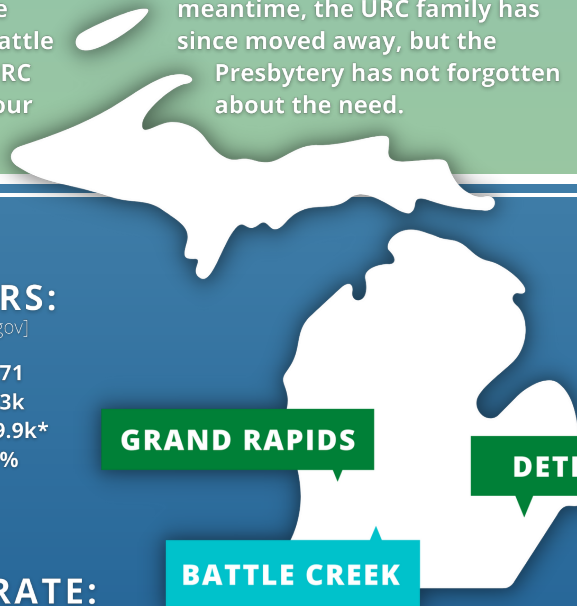
## M I C H I G A N

### OPC PRESBYTERY OF MICHIGAN & ONTARIO | CHURCH EXTENSION COMMITTEE

Battle Creek is the birthplace of Adventism and the breakfast cereal industry. It was also an important stop on the underground railroad. Home to a large military training facility, it is a blue collar, industrial city with a stable population size. Calhoun county is home to a total population of 134,000. There is very little Reformed presence and there has never been a NAPARC congregation there. More than eight years ago, a Battle Creek-area family with URC leanings reached out to our

Presbytery, asking it to consider planting there. At that time, Glenn Jerrell was serving as our RHM and the Church Extension (CHEX) committee recognized the need. Together with Rev. Tim Bero, then pastor of Community OPC (Kalamazoo, MI), Glenn began to do some exploratory work in Battle Creek. The effort was moved to the back burner when needs shifted elsewhere. In the meantime, the URC family has since moved away, but the Presbytery has not forgotten about the need.

Since 2019, Rev. Markus Jeromin has been working in the Battle Creek area through a Presbytery-led exploratory project, Grace & Peace for Battle Creek. This exploratory project, overseen by the CHEX Committee, has primarily focused on one-on-one evangelism, weekly Bible studies, and offering a couple of conferences (one in 2020, the other set for May 2022). Rev. Jeromin is seeking to assess and gather a core group, preparing the way for a planter to come and work in Battle Creek.



### BY THE NUMBERS:

[2019 Estimates: factfinder.census.gov]

Population: 52,271  
 Median Family Income: \$42.3k  
 Median Home Value: \$149.9k\*  
 Poverty Rate: 22.2%

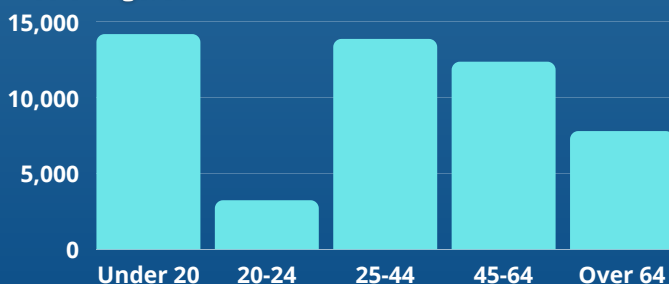
\*As of February 2022, according to Realtor.com

### EMPLOYMENT RATE:

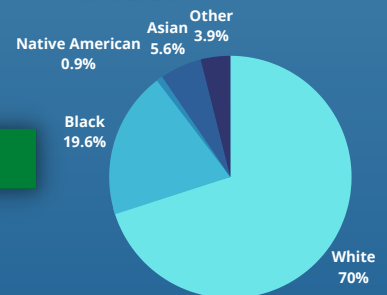
56%

### POPULATION:

Median Age: 36



### RACE:



### EDUCATION:

(18-24 years old)



No High School Diploma: 15.7%  
 High School Graduate: 43.3%  
 Some College or Associate's: 36%  
 Bachelor's or Higher: 5.1%





BINDER PARK ZOO



FORT CUSTER RECREATIONAL AREA



NATIONAL CEREAL FESTIVAL

### CANDIDATE STRENGTHS:

- Loves and trusts God far more than he loves or trusts anyone or anything else
- Intentional in evangelism and connecting with unbelievers
- Effective communicator — able to bring the gospel to a struggling, racially- and socio-economically-divided community
- Has a heart for bringing the beauties of the Reformed faith to this challenging and needy place
- Comfortable interacting with people who are dealing with addiction, poverty, depression, and/or grief

### SUPPORT NETWORK:

- The OPC Presbytery of Michigan & Ontario committed to and mobilized for church planting
- The Presbytery's Church Extension (CHEX) Committee providing structure and vision to support church planters who feel called to Michigan and Ontario
- CHEX's office staff, including their Administrative Assistant Liz Schumaker, supplying various administrative, outreach, and design needs

### VISION:

- A Bible-centered, Reformed church
- A congregation of believers who are learning to live out their identity in Jesus Christ, love and serve their neighbors, depend on God through prayer, and share in community and hospitality
- A gospel saturated, outward-facing, missional church plant in Battle Creek committed to planting additional OPC congregations in south-central MI

### LOCAL HIGHLIGHTS:

- Binder Park Zoo
- Woodland Park & Nature Preserve
- Kingman Museum
- Battle Creek Farmer's Market
- Leila Arboretum
- Fort Custer Recreation Area
- Clara's on the River (restaurant)
- Full Blast Recreation Center and Flash Flood Waterpark
- National Cereal Festival
- International Festival of Lights

### CONTACT INFO:

Rev. Steve Igo - CHEX Committee Chairman  
steveigo@cedarchurch.net | (616) 308-4799

Liz Schumaker - CHEX Administrative Assistant  
elisabethschumaker@cedarchurch.org

opcchurchplanting.org | facebook.com/CHEXCommittee

## BATTLE CREEK SCHOOL DISTRICT REPORT CARD

BATTLE CREEK CENTRAL HIGH SCHOOL | 2020-2021

**PERFORMANCE: 11% (MI Average = 37%)**

*Percent of students proficient in all subjects on state tests.*

**PROGRESS: 25% (MI Average = 41%)**

*Percent of students who are making progress towards proficiency or increasing their proficiency in all subjects on the state tests.*

**GRADUATION: 73% (MI Average = 80%)**

*Percent of students graduating from high school in four years.*

**ON-TRACK ATTENDANCE: 45% (MI Average = 80%)**

*Percent of students who have on-track attendance.*

**POSTSECONDARY ENROLLMENT: 71% (MI Average = 65%)**

*Percent of students who enrolled in college after high school.*

